



JRE HARDWARE INC  
1870 DUFFERIN CRES  
NANAIMO BC  
V9S 1H1 (250) 824.5555  
WWW.JREHARDWARE.COM

MODEL N<sup>o</sup>: THETIS

ISSUED: JAN 2019

REVISED:



Standard 4 Piece Bathroom Set  
Available in Polished Chrome or Satin Finish

### Specification

Toilet & bath accessory line shown is manufactured from high quality stainless steel. Product available in polished chrome, satin or matte black finish.


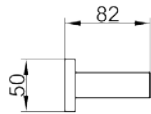
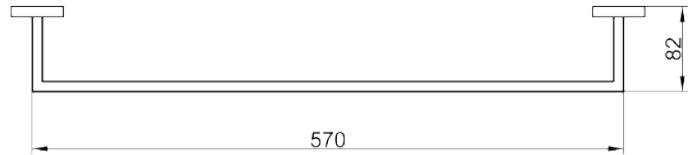
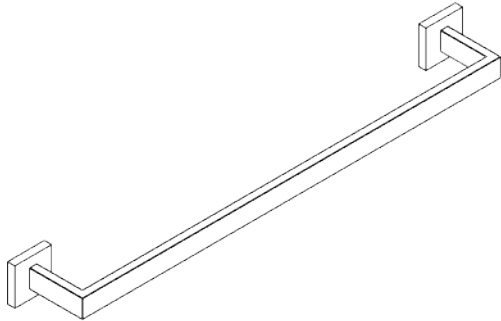
### Installation

Position the fully assembled fixture on the wall where desired. Mark the outline of each post lightly with a pencil. Ensure the unit is level before the holes are drilled. Verify direction of mounting bracket. Centre the mounting bracket on wall within the post outline and mark the holes. (For drywall installation, pre-drill holes, insert anchors, then attach bracket with flat side against the wall using the screws provided. For drywall into stud installation, pre-drill holes, then attach bracket with flat side against the wall using the screws provided. No anchors required.) Loosen the set screw on the fixture, place the fixture onto the mounting bracket and tighten set screw.

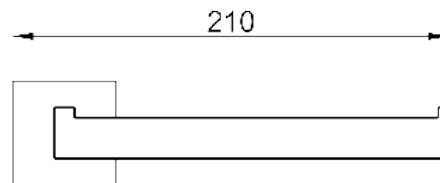
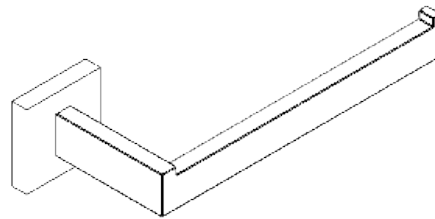
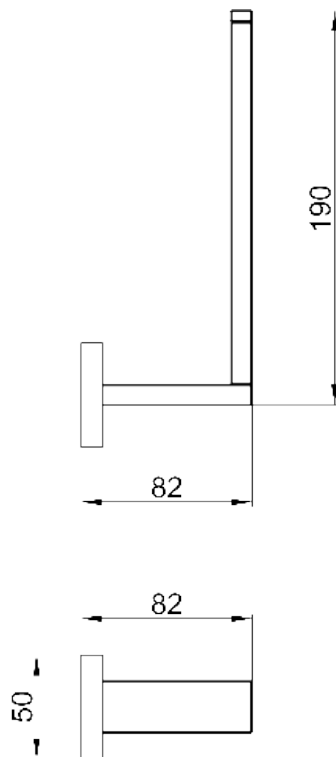
### Strength

Accessories in the JRE Hardware Toilet & Bath collections are not intended for use as safety/grab bars. Each product is only as strong as the anchors and walls to which they attached and , therefore, must be firmly secured in order to support the loads for which they are intended. To avoid potential injury, the owner or maintenance personnel should remove the product should it not be adequately secured to wall or if there is any observed damage to the product.

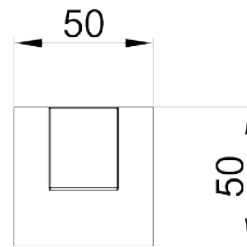
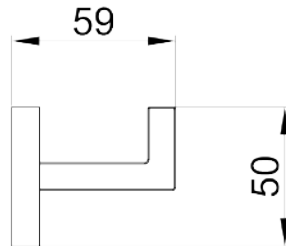
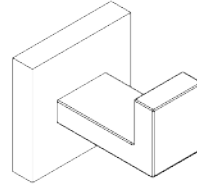
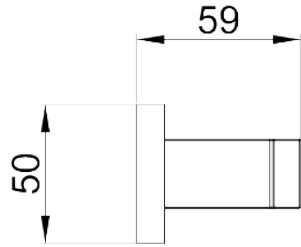




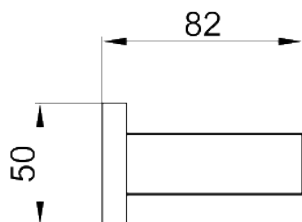
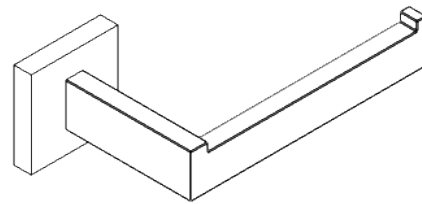
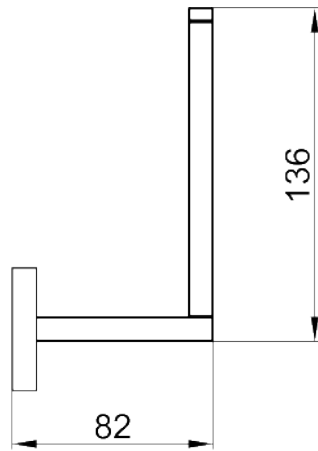
Towel Bar - 24"



Hand Towel Holder



Single Robe Hook



Toilet Tissue Holder